

VISHWA BHARATI PUBLIC SCHOOL,  
SECTOR-28, NOIDA



We believe that investing in our children's development from the earliest age is the single most important contribution we make ---

*Vishwa Bharati Public School recognises the critical importance of early years in a child's life, as this is the time of laying foundation for future growth and development and our objective is to make this experience a joyous one.*

*The early years of a child's life are golden as most of his brain growth takes place within first six years. children learn to communicate their feelings, thoughts and needs.*

*Our pre-school curriculum has been modified, evolved and developed over time according to the needs of children. We follow a way of teaching and learning, where the curriculum is connected and integrated within the theme. It helps our tiny tots to become lifelong learners.*

*The curriculum has rich and diverse activities where student enhance their social skills through free structured play, develop their gross and fine motor skills through art and craft activities.*

*This work plan has been designed to serve as a guide for teachers and parents to help them deliver and make our little angles ready for school. The idea is to help these children in skill building, nurturing, responsive relationships so that they become socially and emotionally strong.*

***The major objectives of the work plan are-***

- *To give children play based learning opportunities*
- *To ensure smooth transition to formal school by developing necessary readiness in all curricular areas of learning*
- *To develop the fine/gross muscle and eye-hand co-ordination*

## **Social Emotional Development**




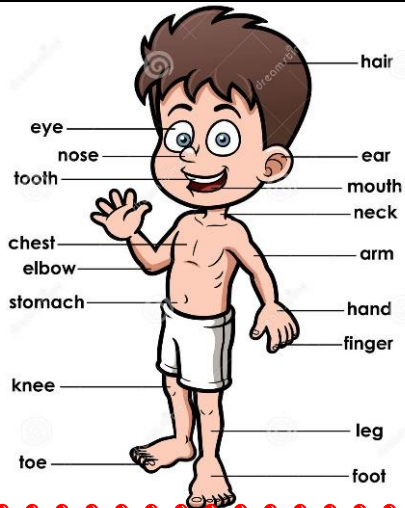
## **Cognitive Development**

## **Development of Gross Motor Skills**



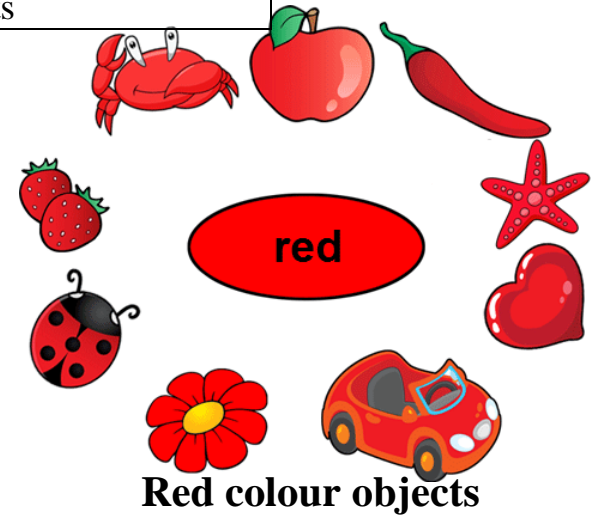
## WORK-PLAN FOR THE MONTH OF APRIL

<u>S.NO.</u>	<u>TOPIC</u>	<u>ORALS</u>	<u>ACTIVITY</u>
1.	Introduction of Shloka-Guru Brahma Guru Vishnu	Daily recitation of Shloka	Children will be given practice every day during assembly time.
2.	Practice of light exercise	Orals related to body parts will be done during exercise e.g. touch your eyes, clap your hands etc.	Children will be helped to perform light exercises during assembly time.
3.	Introduction of Rhymes	1. My red balloon---, 2. अहा टमाटर बडा मजेदार	Children will be given practice every day
4.	Introduction of Colour - <b>Red</b> 	Orals- related to Red colour - Various teaching aids will be used e.g. flash cards, books, videos, blocks etc.	Activity based fun worksheets of colouring, sponge painting etc. will be done.
5.	Introduction of- <b>Names of Body Parts</b>	Orals-related to our body parts will be done.	Fun exercises will be done to introduce body parts







**MUSIC-** Shloka-गुरु ब्रह्मा गुरु विष्णु----

**PRAYER-**God's love-----



## WORK-PLAN FOR THE MONTH OF MAY

<u>S.NO.</u>	<u>TOPIC</u>	<u>ORALS</u>	<u>ACTIVITY</u>
1.	Revision of Shloka- गुरु ब्रह्मा गुरु विष्णु----	Daily recitation of Shloka	Children will be given practice every day during assembly time.
2.	Introduction of Prayer-God's Love---	Daily Singing of Prayer	Children will be given practice every day during assembly time.
3.	Introduction of light exercise	Orals- related to opposite words will be done during exercise time. e.g. slow-fast, open –close etc.	Children will be helped to perform light exercises during assembly time.
4.	Introduction of Rhymes	1.Circle like a ball---- 2.Mumma darling papa darling I love you--	Children will be given practice every day.
5.	Introduction of <b>Summer Season</b> 	Orals -related to Summer Season. Various teaching aids will be used e.g. flash cards, books, videos etc.	Activity based fun worksheets of colouring, painting, tearing & pasting etc.
6.	Introduction of Shape-Circle 	Orals -related to Circle shape. Various teaching aids will be used e.g. flash cards, books, videos etc.	Activity based fun worksheets of colouring, painting, pasting etc.
7.	Introduction of Colour- <b>Yellow</b> and Revision of Red colour.	Orals- related to Yellow and Red colour. Various teaching aids will be used e.g. flash cards, books, puzzles, blocks etc..	Activity based fun worksheets of colouring, painting, pasting etc.



### **ACTIVITIES OF THE MONTH-Pool Party & Self Introduction**




Lines for Self-introduction- My name is -----, My mother's name is--, My father's name is ---- My teacher's name is-----

**MUSIC-** Song धोबी आया----





## WORK-PLAN FOR THE MONTH OF JULY

<u>S.NO.</u>	<u>TOPIC</u>	<u>ORALS</u>	<u>ACTIVITY</u>
1.	Assembly Time	Revision of Shloka, Prayer, Rhymes and Body parts	Assembly will be conducted every day by having free conversation and doing light exercises.
2.	Introduction of Rhymes	1.I hear Thunder---- 2.Umbrella goes up ----- 3.A triangle has three sides----	Children will be given practice of rhymes everyday
3.	Introduction of colour- <b>Blue</b> 	Orals -related to Blue colour. Various teaching aids will be used e.g. flash cards, books, blocks etc.	Activity based fun worksheets of colouring, finger & thumb painting, tearing & pasting etc.
4.	Introduction of <b>Rainy Season</b> 	Orals- related to Rainy Season . Various teaching aids will be used e.g. flash cards, books, real life objects like umbrella, raincoat etc.	Activity based fun worksheets of colouring, finger & thumb painting, tearing & pasting, ear bud printing Cotton pasting etc.
5.	Introduction of Shape- <b>Triangle</b> 	Orals related to- Triangle shape. Various teaching aids will be used e.g. flash cards, books, real life objects like hanger, sandwich etc.	Activity based fun worksheets of colouring, finger & thumb painting, tearing & pasting, ear bud printing etc.



### **ACTIVITIES OF THE MONTH-Seed germination**




\*Children will germinate seeds in a small pot with the help of teacher.

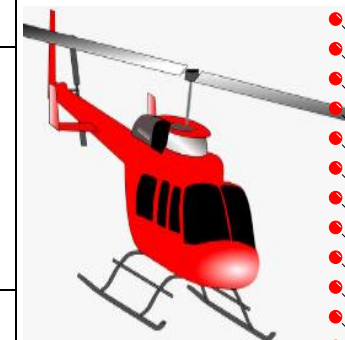
-Rain walk

**MUSIC-Song -मेंढक मामा ,मेंढक मामा-**



## WORK-PLAN FOR THE MONTH OF AUGUST



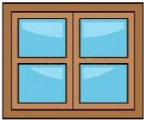
<u>S.NO.</u>	<u>TOPIC</u>	<u>ORALS</u>	<u>ACTIVITY</u>
1.	Assembly Time	Revision of Shloka and Prayer. Children will be taught courtesy words-like Good morning, Thank you, Please etc.	Assembly will be conducted every day by having free conversation and doing light exercises.
2.	Introduction of Rhymes	1.Red light red light----- 2.We go by car ---	Children will be given practice of rhymes every day.
3.	Introduction of colour- <b>Green</b> 	Orals- related to Green colour. Various teaching aids will be used e.g. flash cards, books, blocks, real life objects like leaf, green fruits etc.	Activity based fun worksheets of colouring, finger & thumb painting, tearing & pasting, leaf printing etc.
4.	Introduction of <b>Means of Transport</b> 	Orals- related to Means of Transport. Various teaching aids will be used e.g. flash cards, books, puzzles, videos, toys etc.	Activity based fun worksheets of colouring, finger & thumb painting, tearing & pasting, ear bud printing etc. and making of craft item related to vehicles.
5.	Introduction of Shape- <b>Rectangle</b> 	Orals- related to Rectangle shape objects. Various teaching aids will be used e.g. flash cards, books, puzzles, videos real objects like book, box, door etc.	Activity based fun worksheets of colouring, finger & thumb painting, tearing & pasting, ear bud printing etc.



**ACTIVITIES OF THE MONTH-Festival Celebrations**  
**Raksha Bandhan**-Rakhi making  
**Independence day**-Tri colour wrist band making  
**Janamsahtami**-Mukut Making

**MUSIC**-Festival Song-रक्षा बंधन आया है---&  
 चलो सैर करेंगे---

## WORK-PLAN FOR THE MONTH OF SEPTEMBER

<u>S.NO.</u>	<u>TOPIC</u>	<u>ORALS</u>	<u>ACTIVITY</u>
1.	Assembly Time	Revision of Shloka and Prayer. Children will be encouraged to wish teachers and their friends.	Assembly will be conducted every day by having free conversation, greeting each other and by doing light exercises.
2.	Introduction of Rhymes	1.Baa Baa black sheep----- 2.हाथी राजा कहाँ चले .....	Children will be given practice of rhymes every day along with actions.
3.	Introduction of colour- <b>Brown</b> 	Orals-related to Brown colour objects. Various teaching aids will be used e.g. flash cards, books, videos, and things we see around us like potato, chocolate etc.	Activity based fun worksheets of colouring, finger & thumb painting, tearing & pasting, Cotton pasting vegetable printing etc.
4.	Introduction of - <b>Animal Kingdom</b> 	Orals -related to Animal Kingdom. Various teaching aids will be used e.g. flash cards, videos, puzzles, toys etc.	Activity based fun worksheets of colouring, finger & thumb painting, tearing & pasting and making of craft item related to animals.
5.	Introduction of Shape- <b>Square</b> 	Orals- related to Square shape. Various teaching aids will be used e.g. flash cards, puzzles & objects we see around like handkerchief, book, blocks etc.	Activity based fun worksheets of colouring, finger & thumb painting, and making of craft related to Square shape.
6.	Story Narration Story - <b>एक कौवा प्यासा था.....</b>	Children will be given practice to narrate story with voice modulation and actions.	Activity - Craft items related to story will be made.




**ACTIVITY OF THE MONTH- Show & Tell**


**MUSIC-Revision of all Songs done previously**





## WORK-PLAN FOR THE MONTH OF OCTOBER

<u>S.NO.</u>	<u>TOPIC</u>	<u>ORALS</u>	<u>ACTIVITY</u>
1.	Assembly Time	Revision of Shloka and Prayer and having circle time to revise concepts.	Assembly will be conducted every day by having free conversation, greeting each other and by doing light exercises.
2.	Introduction of Rhymes	1.I am a juicy orange----- 2.Red colour apples ---	Children will be given practice of rhymes every day along with actions.
3.	Introduction of colour- <b>Orange</b> 	Orals-related to Orange colour. Various teaching aids will be used e.g. flash cards, videos, books, etc.	Activity based fun worksheets of colouring, finger & thumb painting, tearing & pasting ,sponge pasting etc.
4.	Introduction of <b>Fruits we eat</b> 	Orals-related to Fruits we eat. Various teaching aids will be used e.g. flash cards, real fruits, books and videos.	Activity based fun worksheets of colouring, finger & thumb painting, tearing & pasting etc. and making of craft item related to fruits.
5.	Introduction of Shape- <b>Semi-Circle</b> 	Orals- related to Semi-Circle. Various teaching aids will be used e.g. flash cards, blocks etc.	Activity based fun worksheets of colouring, finger & thumb painting, tearing & pasting, etc.






**ACTIVITIES OF THE MONTH-**  
**Dusshera & Deepawali Celebrations**–Ravan craft making & Diya Decoration




**MUSIC**-Dusshera song-सुनो- सुनो भाई सुनो -सुनो --& दिवाली आई--





## WORK-PLAN FOR THE MONTH OF NOVEMBER

<u>S.NO.</u>	<u>TOPIC</u>	<u>ORALS</u>	<u>ACTIVITY</u>
1.	Assembly Time	Revision of Shloka and Prayer and having circle time to revise concepts.	Assembly will be conducted every day by having free conversation, greeting each other and by doing light exercises.
2.	Introduction of Rhymes	1. In your baggage always carry cabbage----- 2. आलू कचालू बेटा कहाँ गए थे	Children will be given practice of rhymes every day along with actions.
3.	Introduction of colour- <b>Pink</b> 	Orals- related to Pink colour objects. Various teaching aids will be used e.g. flash cards, books etc.	Activity based fun worksheets of colouring, finger & thumb painting, tearing & pasting, sponge printing etc.
V 4.	Introduction of <b>Vegetables we eat.</b> 	Oral- related to Vegetables we eat. Various teaching aids will be used e.g. flash cards, videos, books, real vegetables etc.	Activity based fun worksheets of colouring, finger & thumb painting, tearing & pasting etc. and making of craft item related to Vegetables.
5.	Introduction of Shape- <b>Oval</b> 	Orals- related to Oval shape Various teaching aids will be used e.g. Flash cards, books, blocks, videos etc.	Activity based fun worksheets of colouring, finger & thumb painting, tearing & pasting, etc.






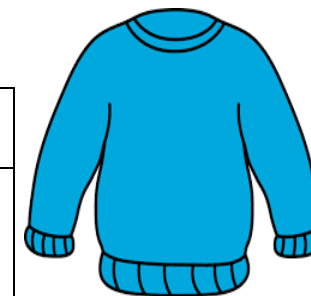
**ACTIVITIES OF THE MONTH-Blossoms Mart & Rhyme Recitation.**

**MUSIC- Hindi Song- चंदा मामा, चंदा मामा---**



## WORK-PLAN FOR THE MONTH OF DECEMBER

<u>S.NO.</u>	<u>TOPIC</u>	<u>ORALS</u>	<u>ACTIVITY</u>
1.	Assembly Time	Revision of Shloka and Prayer and having circle time to revise concepts.	Assembly will be conducted every day by having free conversation, greeting each other and by doing light exercises.
2.	Introduction of Rhymes	1.Jingle bell---- 2.Rolly-polly -----	Children will be given practice of rhymes every day along with actions.
3.	Introduction of colour- <b>Purple</b> 	Orals-related to Purple colour. Various teaching aids will be used e.g. flash cards, books etc. and relating with things we see around us.	Activity based fun worksheets of colouring, finger & thumb painting, tearing & pasting etc.
4.	Introduction of <b>Winter Season</b> 	Orals-related to Winter Season. Various teaching aids will be used to teach children about clothes we wear, things we eat & use in winter season .	Activity based fun worksheets of colouring, finger & thumb painting, tearing & pasting etc.
5.	Introduction of Shape- <b>Star</b> 	Orals related to Star shape. Various teaching aids will be used e.g. Flash cards, videos etc.	Activity based fun worksheets of colouring, finger & thumb painting, tearing & pasting, etc.




**ACTIVITIES OF THE MONTH- Christmas Celebration**  
Craft activity (making of Santa) and Class Party.

**MUSIC-Christmas Song-टन टन करता घंटी बजाता---**

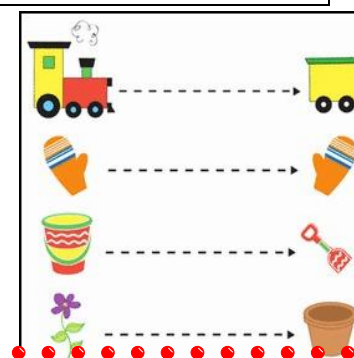
## WORK-PLAN FOR THE MONTH OF JANUARY

<u>S.NO.</u>	<u>TOPIC</u>	<u>ORALS</u>	<u>ACTIVITY</u>
1.	Assembly Time	Revision of Shloka and Prayer and having circle time to revise concepts.	Assembly will be conducted every day by having free conversation, greeting each other and by doing light exercises.
2.	Introduction of Rhymes	1.Look at the flag---- 2.Two little dickie birds ----- 3.Once I saw a little bird-----	Children will be given practice of rhymes every day along with actions.
3.	Revision of all Colours and Shapes	Orals related to all colours and shapes introduced till now.	Various activities will be conducted for the revision of colours and shapes.
4.	Introduction of <b>Birds we see around us.</b>	Orals- related to Birds we see around us. Various teaching aids will be used e.g. Flash cards, videos etc.	Activity based fun worksheets of colouring, finger & thumb painting, tearing & pasting etc. and making of craft item related to birds.
5.	Introduction of <b>Pre-writing skills</b>	Orals -related to Standing lines, sleeping lines and slanting lines.	Activity based fun worksheets of colouring, matching and tracing will be done.



**ACTIVITY OF THE MONTH-Republic Day Celebration**  
(flag making)


**MUSIC- Song-रे मा मा रे मा मा रे----**



## WORK-PLAN FOR THE MONTH OF FEBRUARY

<u>S.NO.</u>	<u>TOPIC</u>	<u>ORALS</u>	<u>ACTIVITY</u>
1.	Assembly Time	Revision of Shloka and Prayer and having circle time to revise concepts.	Assembly will be conducted every day by having free conversation, greeting each other and by doing light exercises.
2.	Introduction of Rhymes	1-A,B,C,D----- 2.Bits of paper -----	Children will be given practice of rhymes every day along with actions.
3.	Revision of all Colours and Shapes	Orals related to all Colours and Shapes introduced till now.	Various activities will be conducted for the revision of colours and shapes.
4.	Introduction of Alphabets <b>A to Z</b>	Orals related to letters "A to Z"	Activity based fun worksheets of colouring and matching.

**ACTIVITY OF THE MONTH- Event- 'Fun with Parents'**



**MUSIC-** Song-हुआ सवेरा--






## WORK-PLAN FOR THE MONTH OF MARCH

<u>S.NO.</u>	<u>TOPIC</u>	<u>ORALS</u>	<u>ACTIVITY</u>
1.	Assembly Time	Revision of Shloka and Prayer and having circle time to revise concepts.	Assembly will be conducted every day by having free conversation, greeting each other and by doing light exercises.
2.	Introduction of Rhymes	1.One two buckle my shoes----- *Revision of previously taught rhymes	Children will be given practice of rhymes every day along with actions.
3.	Introduction of Numbers 1 to 10	Orals related to counting numbers from “1 to 10”	Activity based fun worksheets of colouring and counting.
4.	Revision of Alphabets from “A to Z”	Orals related to Alphabets “A to Z”	Activity based fun games will be conducted to revise Alphabets.

**ACTIVITY OF THE MONTH**-Story Narration -Children will narrate any story by using prop related to story.



**MUSIC**-Revision of all songs--



APRIL

RHYMES

MAY

### अहा टमाटर बड़ा मज़ेदार


अहा टमाटर बड़ा मज़ेदार  
एक दिन उसको चूहे ने खाया  
बिल्ली को भी मार भगाया ।  
एक दिन उसको चींटी ने खाया  
हाथी को भी मार भगाया ।  
एक दिन उसको पतलू ने खाया  
मोटू को भी मार भगाया  
अहा टमाटर बड़ा मज़ेदार

### My red Balloon

My red Balloon  
Flies high, flies high;  
I jumped up high  
To catch the sky,  
But could not catch it; why?  
My red balloon,  
My red balloon,  
Flies high, flies high.



circle



A circle's like a ball.  
A circle's like a ball.  
Round and round it never stops,  
A circle's like a ball.

### Mummy darling.... papa darling....

Mummy darling, papa darling,  
I love you !  
I love you !  
See your baby dancing,  
See your baby dancing,  
just for you !  
just for you !  
See your baby smiling,  
See your baby smiling,  
just for you !  
just for you !

JULY

### I hear thunder—




I hear thunder,  
I hear thunder  
Oh! Don't you ?  
Pitter Patter  
raindrops  
Pitter Patter  
raindrops  
I am wet through  
so are you.

### Umbrella goes up



Umbrella goes up  
When the rain  
comes down  
Yellow and Red  
Black and Brown  
Boobling boobling  
all the way  
Oh! What fun  
on a rainy day

triangle



A triangle has three sides.  
A triangle has three sides.  
Up the mountain, down, and back  
A triangle has three sides.

AUGUST

### TRAFFIC LIGHT

Red light, red light  
What do you say?  
I say stop, stop, stop  
Yellow light, yellow light  
What do you say?  
I say wait, wait, wait  
Green light, green light  
What do you say?  
I say go, go, go.



### We go by car-----

We go by car.



We go by plane.



We go by boat.



We go by train.



We go by land.



and sea and air.

We go, go, go,  
From here to there!

## SEPTEMBER

### हाथी राजा बहुत बड़े

हाथी राजा बहुत बड़े,


सूंड हिलाते कहां चले।

मेरे घर आ जाओ ना,

हलुआ पूरी खा जाओ ना।

आओ बैठो कुर्सी पर,

कुर्सी बोली चटर-पटर।



### Baa, Baa Black Sheep

Baa, baa, black sheep

Have you any wool?

"Yes sir, yes sir,

Three bags full!"

Once for the master,

One for the dame,

And one for the little boy

Who lives down the lane.



## OCTOBER

### Red Colour Apple-----

Red colour apple Growing on a tree.

One for you and one for me

One for Mumma One for Papa

One for all Yummy, yummy, yummy

Yellow colour Mangoes growing on the tree

One for you and one for me,

One for Mumma, One for Papa

One for all, Yummy Yummy Yummy

Green colour Guava growing on the tree.

One for you and one for me,

One for Mumma, One for Papa

One for all, Yummy Yummy Yummy



### I AM A JUICY ORANGE

I am a juicy

orange round as

can be

A big juicy orange

hanging on a tree.

If you want some

juice Just pick me up

Poke in a straw, and

squeeze-squeeze-

squeeze



## NOVEMBER

### IN YOUR BAGGAGE.....

In your baggage, in your baggage,

always carry a cabbage

It's light & green & healthy too.

In your baggage....



आलू कचालू बेटा कहाँ गए थे

बैगन की टोकरी में सो रहे थे

बैगन ने लात मारी रो रहे थे

मम्मी ने प्यार किया हंस रहे थे

पापा ने पैसे दिए नाच रहे थे

भैया ने लड्डू दिए खा रहे थे



## DECEMBER

### JINGLE BELL- JINGLE BELL

Jingle Bell-Jingle Bell,

Jingle all the way.

Oh, what fun it is to ride

in one horse open sleigh!

Hey, Jingle Bell-Jingle

Bell, Jingle all the way.

Oh, what fun it is to ride

in one horse open sleigh!

### ROLLY - POLLY

Rolly Polly Rolly Polly Up, Up, Up

Rolly Polly Rolly Polly Down, Down, Down

Rolly Polly Rolly Polly In, In, In

Rolly Polly Rolly Polly Out, Out, Out

Rolly Polly Rolly Polly Slow, Slow, Slow

Rolly Polly Rolly Polly Fast, Fast, Fast



## LOOK AT THE FLAG-----

Look at the flag

Look at the flag

It's Orange, White and Green

Salute the Flag

Salute the flag

We always honour it



## JANUARY

### Two Little Dickie Birds

Two little dickie birds,  
Sitting on a wall;  
One named Peter,  
One named Paul.  
Fly away Peter!  
Fly away Paul!  
Come Back Peter!  
Come Back Paul!



## Once I Saw a Little Bird

Once I saw a little bird  
Come hop, hop, hop,  
I cried, "Little bird,  
Will you stop, stop, stop?"  
I was going to the window  
To say, "How do you do?"  
But he shook his little tail  
And away he flew.

## THE ALPHABET

A B C D E F G H

I J K L M N O P Q

R S T U V W X Y Z

SUGAR ON THE BREAD,  
IF YOU DON'T LIKE IT,  
BETTER GO TO BED.

NEXT MONDAY MORNING  
COME TO SCHOOL,  
I WILL TEACH YOU,  
A B C.



## FEBRUARY

### Bits of paper-----

Bits of paper, Bits of paper,  
Lying on the floor - lying on the floor  
Make the place untidy,  
Make the place untidy  
Pick them up  
Pick them up and  
Put them in the bin,  
Put them in the bin  
Keep the classroom clean  
Keep the classroom clean.



## MARCH

### One, Two, Buckle My Shoe

1, 2, buckle my shoe.  
3, 4, shut the door.  
5, 6, pick up sticks.  
7, 8, lay them straight.  
9, 10, a big fat hen!





STORY  
FOR  
SEPTEMBER



एक कौआ प्यासा था

एक कौआ प्यासा था,  
घड़े में थोड़ा पानी था।  
कौआ लाया कंकड़,  
घड़े में डाले कंकड़।  
ऊपर आया पानी,  
कौआ ने पिया पानी,  
खत्म हुई कहानी।

## **ACTIVITIES OF THE YEAR**

**MAY**-Self Introduction & Pool Party

**JULY**-Seed Germination & Rain walk

**AUGUST**-Raksha Bandhan, Independence Day & Janamashtami Celebrations

**SEPTEMBER**- Show & Tell -Topic-Animal Kingdom

**OCTOBER**-Dusshera Celebration and Deepawali Celebration

**NOVEMBER**- Rhyme Recitation & Blossoms Mart

**DECEMBER**- Christmas Celebration

**JANUARY**- Republic Day Celebration

**FEBRUARY**- Event- 'FUN WITH PARENTS'

**MARCH**-Story Narration

## MONTH WISE SONGS

### APRIL

#### God's love

God's love is so wonderful,  
Oooo wonderful love.  
So high you can't get over it,  
So high you can't get over it,  
Oooo wonderful love.  
So deep you can't get under it,  
So deep you can't get under it,  
Oooo wonderful love.  
So wide you can't get around it,  
So wide you can't get around it,,  
Oooo wonderful love.

गुरुर्ब्रह्मा गुरुर्विष्णुः

गुरुर्देवो महेश्वरः ।

गुरुःसाक्षात् परब्रह्म

तस्मै श्रीगुरवे नमः ॥

### MAY

धोबी आया

धोबी आया, धोबी आया,  
कपडे साफ़  
कितने कपडे लाया,  
एक, दो, तीन  
चार, पाँच, छह  
सात, आठ, नौ  
दस और बस ।

### JULY

#### मेंढक मामा

मेंढक मामा खेल खेलते ,  
उछल उछल कर पानी में,  
कभी किसी को धक्का देते होते जब शैतानी में ।  
मेंढक मामा.....  
मेंढक मामा को है जुखाम  
छींक पड़ी सब गिरे धड़ाम  
आच्छी आच्छी आच्छी ।  
मेंढक मामा है जो प्यारे ।  
हंसे देखने वाले सारे । मेंढक मामा..... ।

### AUGUST

#### चलो सैर करेंगे।

चलो सैर करेंगे।  
अपनी बनाए रेलगाड़ी ।  
आगे सबसे इंजन होगा ।  
पीछे जाएं गाड़ी ।  
चलो सैर करेंगे..... ।  
एक-एक करके सब आओ  
पीछे डिब्बे बन जाओ ।  
आगे सबसे इंजन होगा।  
पीछे जाएं गाड़ी।

### SEPTEMBER

REVISION OF ALL  
PREVIOUSLY  
TAUGHT SONGS

### OCTOBER

#### दिवाली आई

दिवाली आई दिवाली आई खुशियों की  
बाहर लाई ।  
धूम धनक धूम धूम धनक धूम चकरी  
बम हवाई ।  
इनसे बचना भाई।  
पटाखे बाजे धूम धूम धूम नाचे गाए हम  
और तुम ।  
घर घर दीप जलेंगे । आएंगी मिठाई ।  
दिवाली आई दिवाली आई .....

## NOVEMBER

### चंदा मामा

चंदा मामा गोल मटोल ।  
आधे कभी तो पूरे गोल ।  
मंद मंद मुस्कुराते हो ।  
तारों के बीच इतराते हो।  
किसने नाम दिया तुम्हें मामा।  
क्या पहना कभी पैजामा।  
चंदा मामा गोल मटोल.....।

## DECEMBER

### टनटन करता घंटी बजाता

टनटन करता घंटी बजाता आया सैंटा  
क्लॉज ।  
देखो कितने खिलौने लाया अपना सैंटा  
क्लॉस।  
लंबी उसकी दाढ़ी। प्यारी उसकी गाड़ी।  
हंसते हुए वह आता।  
सबके मन को भाता। लाला लाला.....

## JANUARY

### सुनो सुनाती हूं तुमको कहानी

सुनो सुनाती हूं तुमको कहानी  
रूठो ना हमसे ओ गुड़ियों की रानी।  
रे मामा, रे मामा रे.....।  
रे मामा, रे मामा रे.....।  
हम तो गए बाजार में। लेने को आलू.....  
आलू वालू कुछ ना मिला पीछे पड़ गया  
भालू।  
रे मामा रे मामा.....।

## FEBRUARY

### हुआ सवेरा

हुआ सवेरा रात गई।  
तारों की बारात गई।  
चली गई निंदिया रानी।  
सपन परी भी साथ गई।  
लाला...लाला...लाला...।  
पेड़ों से चिड़िया उठ बोली।  
ची ची ची भाई ची ची ची।  
चिड़िया बोली ची ची ची।  
शुरू करो अब सभी  
लाला...लाला...लाला...।

## MARCH

REVISION OF ALL  
PREVIOUSLY  
TAUGHT SONGS