

VISHWA BHARTI PUBLIC SCHOOL, NOIDA

CLASS 1 SYLLABUS, SESSION: (2026 -27)



ENGLISH

PRESCRIBED BOOKS

Textbook: COLLINS ENGLISH ALIVE (THIRD EDITION)

Grammar: COLLINS ENGLISH GRAMMAR AND COMPOSITION

MONTH	WORKING DAYS	LESSON TOPIC	SUB TOPICS	ACTIVITIES	LEARNING OUTCOME
<u>TERM- I (APRIL TO SEPTEMBER)</u>					
April	18	<u>Chapter 1:</u> <u>Meet My Family</u> <u>(Picture Story)</u>	<ul style="list-style-type: none"> - Togetherness with the family. - My Family and I. - Simple relationship words. - Identifying family members in pictures. - Speaking about family using short sentences. 	<ul style="list-style-type: none"> - Speaking and sharing the names of the family members in mother tongue. - Virtual tour of the school. - Narrate stories through pictures, puppets and videos. - Sing/ recites collectively poems/ rhymes/songs with actions. - Draw/Colour a given picture by listening or watching. - Join/Trace the dots and colour. - Make a collage. 	<ul style="list-style-type: none"> - Students will be able to recognise self as an individual belonging to a family and community. - Converse fluently, Understand oral instructions for a task. - Read a story and comprehend its meaning. - Students understand relationships within a family. - Students gain confidence in expressing personal information.
		Grammar - The Alphabet and alphabetical order. - Naming words.	<ul style="list-style-type: none"> - Introduction to the alphabet - Letter recognition - Arranging words in alphabetical order 	<ul style="list-style-type: none"> - Write small and capital letters. - Singing the alphabet song. - Flashcard matching of letters. - Sorting word cards in alphabetical sequence. - https://www.youtube.com/watch?v=hq3yfQnllfQ 	<ul style="list-style-type: none"> - Students will be able to recite the alphabet, recognize letters, and arrange words in alphabetical order.

May	10	A Happy Child (poem)	<ul style="list-style-type: none"> - Different emotions - Being Happy - Utility of things around the house. 	<ul style="list-style-type: none"> - Draw pictures of any five naming words you see in your classroom. - https://www.youtube.com/watch?v=UJNsuNMTvgE 	<ul style="list-style-type: none"> - Recognise different emotions - Understand different categories of objects - Recognise the letters of the alphabet to read and write words. - Read and appreciate the - Poem
		Grammar. Common and Special Nouns.	Introduction to nouns- common and special	Name common objects when pictures are shown.	<ul style="list-style-type: none"> - Students will distinguish proper nouns and use capital letters. - Students will apply rules for common and proper nouns accurately.
		Reading comprehension: Thank you, Sorry		<ul style="list-style-type: none"> - Show flash cards with examples - Sorting game: identify nouns in sentences. - Capitalization practice: rewrite proper nouns starting with capital letters. - https://www.youtube.com/watch?v=WN_Z0syQSB4 	
July	23	Chapter 2: <u>The Bee and the elephant.</u> (Short story)	<ul style="list-style-type: none"> - Helping others - Paring and sharing - Home- a safest place - Homes of animals - Sound of 'a' 	<ul style="list-style-type: none"> - Draw/Name pictures of any five animals and their homes - Solving rebus (Compound words) - Word game by enactment - (Dumb charades) - https://www.youtube.com/watch?v=AXOZa9IJ0qQ 	<ul style="list-style-type: none"> - Show kindness and helpfulness - Understand different categories of helpers - Converse fluently - Develop phonological awareness.
		<ul style="list-style-type: none"> - Once I saw a bird. (Poem) - A little Bird (Reading) 	<ul style="list-style-type: none"> - Studying nature - Caring for animals - Nouns Number and Gender 	<ul style="list-style-type: none"> - Tracing the spirals - Draw, colour and describe a bird. - Action based learning - Picture observation 	<ul style="list-style-type: none"> - Show care for birds and animals. - Show happiness and joy for all forms of life. - Guess the meaning of new word

		comprehension)	<ul style="list-style-type: none"> - Rhyming words - Expressions and creativity - Compound words 		<ul style="list-style-type: none"> - Develop phonological awareness - Read and appreciate the poem - Touch head to toe with body parts poem.
		<p>Grammar</p> <ul style="list-style-type: none"> - One and more than one. - He and She - Naming words for belonging 	<ul style="list-style-type: none"> - Concept of “one”. - Concept of “more than one” (many). - Difference between one and more than one. - Understanding boys and girls. 	<ul style="list-style-type: none"> - Show pictures of single and multiple objects and ask students to identify them. - Counting objects in the classroom (one pencil, many pencils) - Sorting activity (group objects into “one” and “more than one”) - Coloring activity. - Short worksheet or quiz. 	<ul style="list-style-type: none"> - Learners can sort objects based on quantity (one / more than one). - Learners can apply the concept in daily life situations. - Use of “apostrophe’s” to show possession or belongingness. - https://www.youtube.com/watch?v=_OYPnFAQFcI
August	19	<p><u>Chapter 3:</u> <u>“My best friend”</u> <u>(Picture story)</u></p>	<ul style="list-style-type: none"> - Friendship - - Self and friends - Sorting naming and action words. - Building simple sentences with “My best friend.” 	<ul style="list-style-type: none"> - Picture observation and discussion of the story scenes. - Role play: introducing a best friend. - Guided story telling using pictures. - https://www.youtube.com/watch?v=sSAsJ5pHQ0k - Completing sentences using action words. - https://www.youtube.com/watch?v=f0xPINDz7Ao 	<ul style="list-style-type: none"> - Recognise different emotions - Interact comfortably with other children. - Use words to carry day to day interactions effectively. - Guess meaning of new words - Read a story and comprehend its meaning. - Name and describe their best friend in English. - Improve speaking and writing skills with “My best friend...” expressions.

		<p>Grammar</p> <ul style="list-style-type: none"> - This /That - These/Those - I, You, He, - She, It - You, We, They - A, An, The 	<ul style="list-style-type: none"> - Vocabulary:Opposites - Singular vs plural forms - Near vs far objects (distance). - Sentence construction using demonstratives. - Types of articles. - Difference between definite and indefinite article - Pronouns 	<ul style="list-style-type: none"> - Show objects in class and ask learners to say: “This is...” / “That is...” - Picture identification (students point and describe: these/those) - Matching exercise (words to pictures) - Pair activity: learners ask and answer using demonstratives - Fill-in-the-blank exercises using A, An, The - Picture description using correct articles 	<ul style="list-style-type: none"> - Correctly use this, that, these, those in sentences. - Distinguish between singular and plural forms. - Identify near and far objects using appropriate words. - Identify articles in sentences - https://www.youtube.com/watch?v=mSRpXo7hNY8
September	20	<p>Chapter 4: <u>“Playing in the park.” (Picture Story)</u></p>	<ul style="list-style-type: none"> - Friends around us - Instructions to follow in the park 	<ul style="list-style-type: none"> - Speak few lines on what you find in the park - Match the sentences to form the rules of the park. 	<ul style="list-style-type: none"> - Interact comfortably with other children. - Show kindness and helpfulness to others. - Observe the surroundings and have a positive regard for nature. - Learn the rules of playing in the park.
		<p>Here is the Nose (Poem)</p>	<ul style="list-style-type: none"> - Our body - Names of the - body parts 	<ul style="list-style-type: none"> - Enact the poem with gestures - Match the body parts with functions. - https://www.youtube.com/watch?v=ZYPjmjff0Zo 	

		<p>Grammar</p> <ul style="list-style-type: none"> - Doing words - Is,am,are - Is, am, are with doing words 	<ul style="list-style-type: none"> - Introduction to ‘doing words’ (verbs) - Using is, am, are in simple sentences - Is, am, are with doing words (present continuous) - Practice & application - Vocabulary - Opposites 	<ul style="list-style-type: none"> - Show flashcards of action verbs. - Play a verb-charade game. - https://youtu.be/rhwzBGgTEJg?feature=shared - Sentence-building drills with is, am, are. - Form sentences like “I am running”. - Role-play activities showing actions. - Quiz on verb form. - https://www.youtube.com/watch?v=BWdXN0wwi6A 	<ul style="list-style-type: none"> - Identify and list common verbs (doing words). - Construct and use present-continuous sentences with is/am/are + verb-ing. - Apply the grammar rules in speaking and writing accurately. - Apply opposites in simple sentences.
--	--	---	---	---	---

TERM- II (OCTOBER TO MARCH)

October	17	<p><u>Chapter 5:</u> <u>On the way to school.</u> (Short story)</p>	<ul style="list-style-type: none"> - People who help us. - Types of jobs - Feeling grateful 	<ul style="list-style-type: none"> - Write a note expressing gratefulness to our community workers. - Unscramble the words. - Picture Talk - https://www.youtube.com/watch?v=TVjVjCo8yX4 	<ul style="list-style-type: none"> - Respond positively to social norms - Read fluently and write flawlessly - Communicate effectively - Understand verbal instructions for a task.
		<p>Grammar</p> <ul style="list-style-type: none"> - Has,,Have - Was, Were, Will 	<ul style="list-style-type: none"> - Using has (singular) - Using have (plural) - Using was (singular past) - Using were (plural past) 	<ul style="list-style-type: none"> - Sentence building with picture cues - Fill-in-the-blank worksheet - Group chant: “He has... They have...” - Drawing & labeling, matching cards. - https://www.youtube.com/watch?v=s-TNMpQWlrI 	<ul style="list-style-type: none"> - Use the four words correctly in everyday talk - Correctly use has, have, was, were, and will in sentences to express possession, past actions, and future plans."
		<p>Reading comprehension: The Bus Ride</p>		<p>https://www.youtube.com/watch?v=AVzPO1XPCgo</p>	

November	17	<p>Chapter 6: <u>Sheebu, the sheep</u> (Short story)</p> <p>Reading Comprehension: The Jackal and The Drum</p>	<ul style="list-style-type: none"> - Farm and wild animals - Taking care of animals - Types of animals in forests and farms 	<ul style="list-style-type: none"> - Speaking - Conversation between two friends - Writing a thank you note with the clues given - https://www.youtube.com/watch?v=m_QkDff-Hu8 	<ul style="list-style-type: none"> - Converse effectively - Read fluently - Show kindness towards animals - To express their feelings in writing - Write correct spellings
		<p>White Lily (Nature poem)</p> <p>Grammar Describing words Prepositions</p>	<ul style="list-style-type: none"> - Stages of growth of a plant - Parts of the plant - Steps to grow a plant - Definition/meaning of adjectives 	<ul style="list-style-type: none"> - Draw or stick photo of your plant and label it. - Crossword puzzle - https://www.youtube.com/watch?v=dupaTS-c8Xc - Describe the given picture 	<ul style="list-style-type: none"> - Make sense of plants and flowers around them - Show care and joy in engaging with all life forms - Understand the relative relation of objects
December	20	<p>Chapter 7: <u>The crane and the crab</u> (Play)</p>	<ul style="list-style-type: none"> - Being smart and careful - Being thoughtful - Picture sequencing - Moral of the story 	<ul style="list-style-type: none"> - Listen to the dictation and color a picture - Unscramble letters and write correct spellings - Speaking: Enacting the play in the class. 	<ul style="list-style-type: none"> - Understand the story. - Identify the main characters. - Learn new words and meanings. - Recognise the high frequency words and write fluently. - Work collaboratively in the arts.
		<p>Grammar: Capital letters Full stop.</p>	<ul style="list-style-type: none"> - Use of capital letters, commas and full stops 	<ul style="list-style-type: none"> - Identify and correct sentences with missing punctuation - Write simple sentences using capital letters and full stops - Group activity: create sentences with commas in lists. - https://www.youtube.com/watch?v=4s_yhxgWVyo 	<ul style="list-style-type: none"> - Correctly use capital letters, commas, and full stops in sentences - Identify punctuation errors and correct them
		<p>- Clouds: (A nature poem)</p>	<ul style="list-style-type: none"> - What are clouds? - Types and appearance of clouds. - Beauty of nature. 	<ul style="list-style-type: none"> - Choral reading - Show picture videos of clouds. - Drawing and colouring. - https://www.youtube.com/watch?v=yod3wMbFHUY 	<ul style="list-style-type: none"> - Develop visual memory for representation. - Develop phonological awareness. - Work imaginatively to express ideas through art. - Recognise the shapes of clouds.

January	15	Chapter 8: <u>The Red Raincoat</u> (A short story)	<ul style="list-style-type: none"> - Different seasons. - Water is precious. - Plants need water to grow. - Days of week. - Clothes and other things we use in different seasons. 	<ul style="list-style-type: none"> - Talking in pairs about favourite season. - Completing the sentences with names of things we see in rains. - Listening and repeating long U sounds. - Mindfulness activity: practising patience. - https://www.youtube.com/watch?v=0Wrv_ZviMEc&list=RD0Wrv_ZviMEc&start_radio=1 	<ul style="list-style-type: none"> - Recognise different emotions. - Perform simple measurements of time in days and weeks. - Understand cause and effect relationships in nature. - Converse fluently.
		Grammar Sentences and Questions And, Or	<ul style="list-style-type: none"> - Definition/meaning of a sentence. - Conjunctions - Main idea and theme 	<ul style="list-style-type: none"> - Fill in blanks based on the passage - Group discussion on story meaning - Observe and interpret visual information 	<ul style="list-style-type: none"> - Identify the main idea of a text - Improve reading fluency and comprehension skills - Develop vocabulary through context
February	20	<ul style="list-style-type: none"> - Reading comprehension - Picture composition - Simple past tense 	<ul style="list-style-type: none"> - Main idea and theme - Supporting details - Observation skills 	<ul style="list-style-type: none"> - Arrange pictures in sequence and write a story. - Make sentences using given verbs - Daily routine speaking/writing activity 	<ul style="list-style-type: none"> - Improve accuracy in speaking and writing - Students will apply tenses in real-life communication - Gain confidence in expressing ideas
March	20	<ul style="list-style-type: none"> - Picture composition - Competency Based assessment 	<ul style="list-style-type: none"> - Vocabulary building from images - Simple Past Tense (completed actions) 		-

हिन्दी
सारंगी -1 (व्याकरण निपुण)

Term - 1 (April to September)

महीना	दिनों की संख्या	पाठ्यक्रम सामग्री	उप विषय	गतिविधि	सीखने के प्रतिफल
अप्रैल	18	वर्णमाला की पुनरावृत्ति वर्णमाला का ज्ञान इकाई -1 परिवार	<ul style="list-style-type: none"> स्वर को क्रम में लिखना व्यंजन को क्रम में लिखना चित्र देखकर शब्द बोलना चित्र के नाम का पहला वर्ण लिखो दो ,तीन और चार अक्षर के शब्द चित्र देखकर शब्द लिखना पठन कौशल (व्यंजन) कविता - (चंदा मामा दूर के) 	<ul style="list-style-type: none"> चित्र के नाम का पहला वर्ण लिखो खेल-खेल में स्वर और व्यंजन का ज्ञान वर्णमाला गीत https://youtu.be/LcjWOw9EHnc?feature=shared कविता - (चंदा मामा दूर के) ; https://youtu.be/jFYiT3_65kE?feature=share 	<p>बिना मात्रा वाले शब्दों को पहचानना और शुद्ध उच्चारण के साथ पढ़ना</p> <p>कविताएँ और बाल गीत का कक्षा में पठन पाठन</p> <p>कविता और तुकबंदी ध्वन्यात्मक जागरूकता विकसित करने में सहायता करते हैं ।</p>
मई	10	मात्रा का परिचय इकाई 1 व्याकरण	<ul style="list-style-type: none"> आ मात्रा आ मात्रा का व्यंजन के साथ प्रयोग (आम ,काला, लाल) परिवार भाषा / भाषा के रूप शरीर के अंगों के नाम-(कान, हाथ, नाक) 	<ul style="list-style-type: none"> मेरा परिचय (मौखिक) मूक अभिनय <p>(बिना बोले इशारों से अपनी बात समझाना)</p> <p>आ की मात्रा :</p> <p>https://youtu.be/izD2bmwbuBE?feature=share</p>	<p>व्यंजन के साथ आ की ध्वनि का अंतर समझना और नए शब्द बनाना</p> <p>बच्चे परिवार का महत्व समझ पाएंगे</p>
जुलाई	23	इकाई -1 परिवार मात्राओं का	<ul style="list-style-type: none"> पाठ - 1 : मीना का परिवार पाठ - 2 : दादा-दादी (कविता) पठन - इ , ई मात्रा के शब्द इ , ई मात्रा के शब्दों में अंतर चित्र देखकर शब्द लिखना 	<ul style="list-style-type: none"> परिवार के सदस्यों का FAMILY TREE बनाना किसी एक पक्षी का मुखौटा बनाकर उसकी आवाज निकालना इ , ई : 	<p>परिवार के रिश्तों को पहचानना</p> <p>ह्रस्व और दीर्घ स्वर की ध्वनियों में अंतर कर पाना</p>

		परिचय व्याकरण	<ul style="list-style-type: none"> · बोली कैसी - कैसी · रंगों के नाम -लाल ,हरा ,काला ,नीला ,पीला · श्रवण कौशल - कहानी - लोमड़ी और कौआ 	https://youtu.be/PS3wOFKbtwo?feature=shared https://youtu.be/0LhB6MtdCu8?feature=shared <ul style="list-style-type: none"> · कविता https://youtu.be/LmGexsntRx0?si=Sn9OVe7fZEcyjIH3	बच्चे हमारी राजभाषा और जीव जंतु की बोलियाँ समझ पाएंगे
अगस्त	19	इकाई -1 परिवार	<ul style="list-style-type: none"> · पाठ-3 : रीना का दिन · पाठ-4 : रानी भी · मुर्गा बोला कुकडू-कूँ (कविता) · पठन - मात्रा -उ / ऊ और रु / रू मात्रा का सही प्रयोग और अभ्यास · व्याकरण -लिंग बदलो - लड़का - लड़की · फलों के नाम -आम ,पपीता ,लीची ,तरबूज ,खरबूजा ,चीकू 	<ul style="list-style-type: none"> · छात्रों को कहानी सुनाकर उनसे कहानी में आए शब्दों के वर्णों की पहचान करवाना तथा वर्ण लिखवाना · चित्रों का मिलान जैसे : राजा -रानी · उ , ऊ : https://youtu.be/4kXYpCkO2Bo?feature=shared https://youtu.be/YKo22-kJ6qQ?feature=shared	विद्यार्थी उ / ऊ मात्रा वाले शब्दों को लिखना पढ़ना और सीखना स्त्रीलिंग और पुल्लिंग शब्दों में अंतर और सही प्रयोग
सितम्बर	20	इकाई -2 जीव जगत व्याकरण	<ul style="list-style-type: none"> · पाठ - 5 : मिठाई · पाठ - 6 : तीन साथी · पाठ - 7 : वाह मेरे घोड़े ! (कविता) · पठन - ऋ, ए और ऐ की मात्रा के शब्द 	<ul style="list-style-type: none"> · अपनी पसंद की पांच मिठाइयों के चित्र चिपकाकर उनका नाम लिखे · सही शब्द पर गोला लगाओ · उल्टा - पुल्टा खेल · ए , ऐ : 	ऋ की मात्रा के विशिष्ट उच्चारण और लेखन की समझ विकसित करना शब्दों के अर्थ में मात्रा के कारण

			<ul style="list-style-type: none"> · विलोम शब्द · श्रवण कौशल - विद्यार्थियों को कहानी सुनाकर उनसे कहानी में से प्रश्न पूछना 	https://share.google/YIHfNtqc2cRWjLqG <u>3</u> https://share.google/Ti70ldWfaqamRURIF	आने वाले बदलाव को समझना
--	--	--	---	--	-------------------------

Term - 2 (October to March)

अक्टूबर	17	इकाई -2 , 3 व्याकरण	<ul style="list-style-type: none"> · पाठ - 8 : खतरे में साँप · पाठ - 9 : आलू की सड़क · कबरी झबरी बकरी (कविता) · पठन - ओ , औ की मात्रा के शब्द और वाक्य · एक अनेक · जानवरों के नाम -शेर, चीता 	<ul style="list-style-type: none"> · किसी एक पशु का मुखौटा बनाना · नाम, जगह और वस्तु का खेल खेलना · हिन्दी वर्तनी प्रतियोगिता · ओ , औ : https://share.google/ld1ZzXltJyxwFbfq https://share.google/BhsJ1SgCpl0VzvfaP <ul style="list-style-type: none"> · एक अनेक : https://share.google/IJ5MvxjU0cp7qk5HQ	<p>मात्राओं के सही चिन्हों की पहचान करना और उनका स्वतंत्र प्रयोग करना</p> <p>शब्दों का सरल वाक्य में प्रयोग</p>
नवम्बर	17	इकाई - 3 हमारा खानपान व्याकरण -	<ul style="list-style-type: none"> · पाठ - 10 : झूलम झूली (कविता) · पाठ - 11 : भुट्टे · पाठ - 12 : फूली रोटी · पठन - अं अः अँ · नाम वाले शब्द (संज्ञा) · नाम के बदले (सर्वनाम) 	<ul style="list-style-type: none"> · मात्रा लगाकर शब्द पूरे करना · संज्ञा : https://www.youtube.com/watch?v=jh1sRcVkf0I <ul style="list-style-type: none"> · भूमिका निर्वाह : (ROLE PLAY) · वाचन कौशल : कहानी - शेर और चूहा 	<p>बिंदु और चंद्र बिंदु वाले शब्दों में स्पष्टता लाना</p> <p>व्यक्तियों वस्तुओं और स्थानों को उनके नाम से पहचानना</p> <p>नाम की जगह में, हम, तुम</p>

			<ul style="list-style-type: none"> · गिनती (१-१०) 		शब्दों का प्रयोग करना
दिसम्बर	20	इकाई - 4 त्योहार और मेले व्याकरण	<ul style="list-style-type: none"> · पाठ - 13 : मेला (कविता) · पाठ -14 : बरखा और मेघा · विशेषण (विशेषता बताने वाले शब्द) · क्रिया (काम करने वाले शब्द) · पक्षियों के नाम - मोर, तोता, चिड़िया, कबूतर 	<ul style="list-style-type: none"> · कैसा है चीजों का वर्णन करना · शब्द - भंडार · काम की पर्ची (ACTION CHITS) · मेरा गाँव (चित्र और बातचीत) · चित्र देखकर बातचीत करना 	कविताओं का कक्षा में पठन पाठन चीजों के गुण आकार और रंग का वर्णन करना अभिनय के माध्यम से क्रिया शब्दों की पहचान होगी
जनवरी	15	इकाई - 5 हरी-भरी दुनिया व्याकरण	<ul style="list-style-type: none"> · पाठ - 17 : हवा (कविता) · पाठ - 18 : कितनी प्यारी है ये दुनिया (कविता) · पर्यायवाची · सप्ताह के नाम · महीनों के नाम 	<ul style="list-style-type: none"> · श्रुतलेख - सभी मात्राओं का मिला जुला अभ्यास · दोस्ती की टोकरी (पानी - जल, नीर) · कविता के माध्यम से दिनों के नाम याद करना · महीनों की रेलगाड़ी · गतिविधि : शब्द भण्डार 	पर्यावरण के प्रति संवेदन शीलता शब्दों को समान अर्थ वाले जोड़ो को पहचानने की क्षमता का विकास बच्चा महीनों के सही क्रम को खेल-खेल में याद कर लेगा

फरवरी	20	इकाई - 4 त्योहार और मेले इकाई - 5 हरी भरी दुनिया व्याकरण	<ul style="list-style-type: none"> · पाठ - 15 : होली (कविता) · पाठ - 16 : जन्म दिवस पर पेड़ लगाओ (कविता) · पाठ - 17 : हवा (कविता) · रेफ , पदेन मात्रा · चित्र वर्णन - घर ,आम · सब्जियों के नाम 	<ul style="list-style-type: none"> · जादुई कार्यशाला · होली की टोली · चित्र देखो और वाक्य बनाओ · गतिविधि : छात्र पाठ्य पुस्तक से अब तक सीखी गयी मात्राओं वाले शब्दों का पठन करेंगे 	पर्यावरण के प्रति जागरूक होना कठिन वर्तनी वाले शब्दों को पढ़ने और लिखने में आत्मविश्वास बढ़ेगा
मार्च	20	इकाई - 5 हरी भरी दुनिया व्याकरण	<ul style="list-style-type: none"> · पाठ - 18 : कितनी प्यारी है ये दुनिया · पाठ - 19 : चाँद का बच्चा (कविता) · अक्षर गीत (केवल पढ़ने के लिए) · फूलों के नाम · कहानी लेखन 	चित्रों के नाम लिखकर उसमें रंग भरो कहानी सुनाकर विद्यार्थियों से प्रश्न पूछना तथा एक शब्द में उत्तर लिखवाना	मात्राओं का संपूर्ण ज्ञान व शब्दों का सरल वाक्यों में प्रयोग अंत: क्रियात्मक कोशल का उपयोग करके समूह गतिविधियों में भाग लेना

MATHS CLASS I SESSION:2026-27
PRESCRIBED BOOK-TOGETHER WITH MATHS

MONTH	NO. OF WORKING DAYS	TOPIC/LESSON	SUB TOPIC	ACTIVITIES	LEARNING OUTCOMES
-------	---------------------	--------------	-----------	------------	-------------------

APRIL	18	<ul style="list-style-type: none"> • UNIT-1 • PRE-NUMBER CONCEPT 	<ul style="list-style-type: none"> • Position words • Inside/outside • Top /Bottom • Near/Far • Above/Below • Counting numbers 1 to 50 • After/Before/Between • Missing number • Number name 1 to 10 	<ul style="list-style-type: none"> • Class demonstration using objects. • Role play. • Picture identification. • Drawing activities 	<ul style="list-style-type: none"> • Students understand basic position concepts. • They can identify and use position words correctly. • They can describe object positions in simple sentences. • Their observation skills will be developed
MAY	10	<ul style="list-style-type: none"> • UNIT-1 CONTINUED & • UNIT-2 PLAYING WITH NUMBER 	<ul style="list-style-type: none"> • Understanding Zero (0) • Numbers and Number Names (11–20) • Comparison of Numbers (>, <) • Ordering of Numbers (Biggest and Smallest) 	<ul style="list-style-type: none"> • Counting objects in classroom • Picture counting worksheets • Flash card activity (before/after) • Greater than / less than using objects <ul style="list-style-type: none"> • Understanding Zero • https://www.youtube.com/watch?v=ZlsyWhfvVg • Comparison of Numbers – Greater Than / Less Than • https://www.youtube.com/watch?v=tkTwbaE7NIM 	<ul style="list-style-type: none"> • Students understand the concept of zero. • They count objects up to 20 correctly. • They write number names (1–20). • They identify before, after and between numbers. • To compare numbers using > and < symbols.

JULY	23	<ul style="list-style-type: none"> ● UNIT -3 ● ADDITION AND SUBTRACTION 	<p>Understanding Addition</p> <p>Addition by Counting Forward</p> <p>Addition on the Number Line</p> <p>Addition Facts</p> <p>Adding Numbers Horizontally</p> <p>Adding Numbers Vertically</p> <p>Number name (20 to 30)</p>	<ul style="list-style-type: none"> ● Using beads, sticks or counters to demonstrate addition. ● Addition practice using number line on the board. ● Flash card activity for quick addition facts. ● Worksheet practice for horizontal and vertical addition. <p>Addition using Number Line</p> <p>https://youtu.be/6pV8zY0k7xE</p> <p>Fun Addition for Kids (up to 20)</p> <p>https://youtu.be/mAvuom42NyY</p>	<ul style="list-style-type: none"> ● Students will be able to: ● Understand the concept of addition as combining numbers. ● Add numbers by counting forward. ● Solve addition using a number line. ● Solve simple addition sums correctly.
-------------	----	---	--	--	---

AUGUST	19	<ul style="list-style-type: none"> ● UNIT-3 ● ADDITION AND SUBTRACTIO N <p>CONTINUED</p>	<ul style="list-style-type: none"> ● Understanding Subtraction ● Number name(30 to 50) ● Subtraction by Counting Backward ● Subtraction on the Number Line ● Subtraction Tables ● Subtraction Facts ● Subtracting Number Horizontally ● Subtracting Number Vertically 	<ul style="list-style-type: none"> ● Demonstration of subtraction using objects like beads, pencils, and counters. ● Practice subtraction using number line on board. ● * Worksheet practice of horizontal and vertical subtraction. ● Fun subtraction games using flash cards ● E-Learning Links: ● Understanding Subtraction – https://youtu.be/Zc9R9kPqQXg ● Subtraction on Number Line – https://youtu.be/OqH7k8D3YkU ● Subtraction by Counting Backward – https://youtu.be/2nqZrO9hS5Y 	<ul style="list-style-type: none"> * Understand the concept of subtraction as taking away. * Subtract numbers by counting backward. * Use a number line to solve subtraction problems. * Recall basic subtraction facts. * Solve subtraction sums horizontally and vertically correctly.
--------	----	--	---	--	---

SEPTEMBER	20	<ul style="list-style-type: none"> UNIT 10 SHAPES 	<ul style="list-style-type: none"> * Plane Shapes (Square, Triangle, Rectangle, Circle, Oval) * Identifying shapes in objects * Matching objects with their shapes * Solid Shape (Cube, Cuboid, Cone, Cylinder, Sphere) * Rolling and Sliding objects * Objects that roll and objects that slide Number name (50 to 70) 	<ul style="list-style-type: none"> Identify shapes in classroom objects. Match objects with their correct shapes. Demonstration using real objects like ball, box, brick and can to explain solid shapes. Activity to show which objects roll and which slide Man of shapes Shapes for Kids – E-Learning Links: https://youtu.be/TJhfl5vdxp4 	Students will be able to: <ul style="list-style-type: none"> * Recognise basic plane shapes like square, triangle, rectangle, circle and oval. * Identify shapes in everyday objects. * Recognise different solid shapes. * Understand the difference between rolling and sliding objects.
------------------	----	--	--	--	--

<p>OCTOBER</p>	<p>17</p>	<ul style="list-style-type: none"> ● UNIT 5 ADDITION AND SUBTRACTION CONTINUE & UNIT 7 ● MORE ABOUT ADDITION AND SUBTRACTION (0 TO 99) 	<p>Adding 2-digit numbers (without carryover)</p> <p>Subtracting 2-digit numbers (without carryover)</p> <p>Adding/Subtracting Numbers Vertically</p> <p>Number name(70 to 90)</p>	<ul style="list-style-type: none"> ● Solving sums on the board ● Worksheet practice ● Mental maths exercises ● Solving sums on the board ● Worksheet practice 	<p>Students will be able to add numbers up to 50.</p> <p>Students will be able to subtract numbers up to 50.</p> <p>Students will improve their basic calculation skill</p> <p>Students will be able to add two-digit numbers without carryover.</p> <p>Students will be able to subtract two-digit numbers without borrowing.</p> <p>Students will develop accuracy in solving addition and subtraction problems.</p> <p>Students will improve their understanding of place value.</p>
-----------------------	-----------	--	--	--	---

NOVEMBER	17	<ul style="list-style-type: none"> UNIT 9 MEASUREMENT 	<ul style="list-style-type: none"> * Measuring Length (using objects) * Measuring Length (using body parts) * Measuring Weight (using objects) * Measuring Capacity (using objects) Number name(91 to 100) 	<ul style="list-style-type: none"> • Measure objects in the classroom using hand span, foot or pencil. • Compare the weight of objects by using a simple balance. • Use bottles, cups and containers to understand capacity. • Activity to compare long–short, heavy–light and full–empty objects • Measuring Length <p>https://www.youtube.com/results?search_query=measuring+length+for+kids</p>	<p>Students will be able to measure length using simple objects and body parts.</p> <ul style="list-style-type: none"> * Students will understand the concept of weight and compare heavy and light objects. * Students will understand the concept of capacity using daily life objects. * Students will be able to compare different measurements in daily life.
-----------------	----	--	---	--	---

<p>DECEMBER</p>	<p>20</p>	<p>UNIT 11-TIME AND CALENDER</p>	<p>Reading Time</p> <ul style="list-style-type: none"> * Days in a Week * Months in a Year * Yesterday, Today, Tomorrow 	<p>Show a clock and ask students to read simple time.</p> <ul style="list-style-type: none"> * Activity to arrange days of the week in correct order. * Calendar activity to identify months of the year. * Ask students to tell what they did yesterday, today and what they will do tomorrow <p>Reading Time</p> <p>https://www.youtube.com/results?search_query=reading+time+clock+for+kids</p> <p>Days in a Week</p> <p>https://www.youtube.com/results?search_query=days+of+the+week+for+kids</p>	<p>Students will be able to read simple time on a clock.</p> <ul style="list-style-type: none"> * Students will identify days of the week and months of the year. * Students will understand the concept of yesterday, today and tomorrow. * Students will use calendar in daily life
------------------------	-----------	----------------------------------	--	---	--







<p>JANUARY</p>	<p>15</p>	<ul style="list-style-type: none"> ● UNIT 8 ● MULTIPLICATION BY REPEATED ADDITION 	<p>Repeated Addition</p> <ul style="list-style-type: none"> * Multiplication as Repeated Addition * Multiplication by 2, 3, 5 and 10 	<p>Use objects like pencils or beads to show repeated addition.</p> <ul style="list-style-type: none"> * Make groups of objects to understand multiplication. * Practice multiplication using number grid. * Oral practice of multiplication tables of 2, 3, 5 and 10. <p>Repeated Addition</p> <p>https://www.youtube.com/results?search_query=repeated+addition+for+kids</p> <p>Multiplication as Repeated Addition</p> <p>https://www.youtube.com/results?search_query=multiplication+as+repeated+addition+for+kids</p> <p>Multiplication by 2, 3, 5 and 10</p> <p>https://www.youtube.com/results?search_query=multiplication+tables+2+3+5+10+for+kids</p>	<p>Students will understand the concept of repeated addition.</p> <ul style="list-style-type: none"> * Students will learn multiplication as repeated addition. * Students will be able to multiply numbers by 2, 3, 5 and 10. * Students will use multiplication grid to solve simple multiplication problems
-----------------------	-----------	---	--	--	---

FEBRUAR Y	20	<ul style="list-style-type: none"> UNIT 12 MONEY & UNIT 13 DATA HANDLING 	<p>Kirti and her Diary</p> <p>* Money (Introduction of Coins and Notes)</p>	<p>Show real or toy coins and notes to students.</p> <p>* Role play activity of buying and selling in the classroom.</p> <p>* Identify different coins and notes.</p> <p>* Simple addition of money using pictures of coins.</p> <p>Introduction of Coins and Notes</p> <p>https://www.youtube.com/results?search_query=indian+coins+and+currency+notes+for+kids</p> <p>Money for Kids</p> <p>https://www.youtube.com/results?search_query=money+math+for+kids</p>	<p>* Students will recognize different coins and currency notes.</p> <p>* Students will understand the use of money in daily life.</p> <p>* Students will be able to do simple money calculations</p>
MARCH	20	BRAIN TEASER, MENTAL ABILITY, REVISION WORKSHEET			TO CHECK THE CONCEPT OF STUDENTS.

		CHAPTER -3 MY FAMILY AND FRIENDS	<ul style="list-style-type: none"> Types of family Family members and their relationship they share. 	<ul style="list-style-type: none"> Role Play : Family Members(Kids will act as one of the family members.) https://youtu.be/0_NPW2zybfU?si=wxnfxRhOwnIoCbl- https://youtu.be/2KaFP8sHmcE?si=iV9mifuXGMkxCuFZ Family Tree 	<ul style="list-style-type: none"> Identify different family members. Understand their roles and responsibilities. Differentiate between Joint and Nuclear family. Tell why friends are important in life.
JULY	23	CHAPTER -4 MY HOUSE AND SCHOOL (Activity Based) UNIT -3 MY HABITS CHAPTER 5 MY FOOD HABITS CHAPTER- 6	<p>Different rooms of a house.</p> <ul style="list-style-type: none"> Different rooms of a school. Importance of house and school Food and its importance Sources of food (Plants and Animals) Importance of good food habits. 	<ul style="list-style-type: none"> Students will draw and label picture of their house and school. Speaking Activity – Describe their house/ school in simple sentences . https://youtu.be/9qPzvytmjyg?si=YeMzFVp_MATd8TRa Sorting game- (Healthy and Junk food) Prepare a chart of various types of food products (Plants and animals based) Wow activity (life skill based) Art of cooking https://youtu.be/kv1WTI672sk?si=P9AAO-ZRQkP14YzQ https://youtu.be/g8bAwh2GNvw?si=EpYzybyZr7cXJ8Uu 	<p>Learners will be able to:</p> <ul style="list-style-type: none"> Identify and name different rooms of a house and school. Develop speaking and drawing skills. <p>Learners will be able to:</p> <ul style="list-style-type: none"> Explain the importance of food. Classify food into healthy and unhealthy food. Classify plant product and animal product. Know the names of ingredients that are required to make simple food like chapatti, dal, salad etc. <p>Learn various traffic and safety rules.</p>

		<p>KEEPING HEALTHY AND SAFE (Activity Based)</p>	<ul style="list-style-type: none"> ● Personal Hygiene ● Basic Safety Rules ● Different places of worship ● Festivals of all religions and their importance. ● Holy books of different religions. 	<ul style="list-style-type: none"> ● Prepare red and green flash cards showing various danger and safety signs respectively. ● Paste wrappers of things which help us to keep clean our body. ● WOW Activity ● Dance to the rhythm of any festival based song of your choice. <p>https://youtu.be/omcGccw6c58?si=Sdu4YLEshYl75KE5</p> <ul style="list-style-type: none"> ● Colour the outline drawings of different places of worship. 	<ul style="list-style-type: none"> ● Distinguish between danger and safety rules. ● Learn about things which help us to keep ourselves clean. <p>Learners will be able to:</p> <ul style="list-style-type: none"> ● Speak about importance of festivals. ● Differentiate between types of festivals. ● Name a few festivals they celebrate in their families. ● Develop recognition and fine motor skills. ● Associate symbols with their names. ● Show respect to our National Flag and symbols. <p>Develop discipline and sense of patriotism.</p>
AUGUST	19	<p>UNIT -4 MY NEIGHBOURHOOD CHAPTER -7</p>	<ul style="list-style-type: none"> ● National symbols ● Unity in diversity 	<p>Draw and colour National flag of India and write what each colour signifies.</p> <ul style="list-style-type: none"> ● Picture identification of National Symbols ● Recite National song “Vande Matram” 	<p>Learners will be able to:</p> <ul style="list-style-type: none"> ● Name people who help us and those who entertain us.

		<p>PLACES OF WORSHIP AND OUR FESTIVALS (Integrated with dance and art)</p> <p>CHAPTER -9 OUR NATION</p> <p>CHAPTER -8 PEOPLE WHO HELP US</p>	<ul style="list-style-type: none"> ● People who help us in daily life. ● Respecting our helpers. ● Visual expressions ● Activity Based on chapters of term 1 ● Uses & importance of Plants and animals. ● Plant and animal products. ● Different kind of animals. <p>How do animals help us.</p>	<ul style="list-style-type: none"> ● Rhyme – People who help us. https://youtube.com/watch?v=vItK9tamPCo&feature=shared ● Role play – What would you like to become when you grow up- Dress up accordingly and speak few lines by using props. ● WOW Activity How do we get letters? ● Drawing skill will be assessed by giving certain topics. ● Activity worksheet will be provided to assess the conceptual learning. <p>Nature walk</p> <ul style="list-style-type: none"> ● Things we get from plants using real objects and placards. ● Draw two boxes on the board: ● 🌱 From Plants ● ❌ Not From Plants ● Students place picture cards in the correct box. ● https://youtube.com/watch?v=oTEsrsjXrmQ&feature=shared ● Milk packet, eggs, wool, honey, pictures of leather shoes. Show each item to students. Ask: “Which animal gives this?” 	<ul style="list-style-type: none"> ● Improve confidence and team work. ● Relate community helpers with their work places.
--	--	--	---	---	---

SEPTEMBER	20	RECAPITULATION OF CHAPTERS	<ul style="list-style-type: none"> ● Visual expressions ● Activity Based on chapters of term 1 	<ul style="list-style-type: none"> ● Drawing skill will be assessed by giving certain topics. ● Activity worksheet will be provided to assess the conceptual learning. 	<ul style="list-style-type: none"> ● Respect and thank the people who help us. ● Develop the drawing skills. ● Understand the concepts .
OCTOBER	17	UNIT -6 :MY PLANET CHAPTER -10 PLANTS AND ANIMALS AROUND US. (Art integrated)	<ul style="list-style-type: none"> ● Uses & importance of Plants and animals. ● Plant and animal products. ● Different kind of animals. ● How do animals help us. 	<p>Nature walk</p> <ul style="list-style-type: none"> ● Things we get from plants using real objects and placards. ● Draw two boxes on the board: ●  From Plants ●  Not From Plants ● Students place picture cards in the correct box. ● https://youtube.com/watch?v=oTEsrsjXrmQ&feature=shared ● Milk packet, eggs, wool, honey, pictures of leather shoes.Show each item to students. <p>Ask:“Which animal gives this?”</p> <p>Explain simply:</p> <ul style="list-style-type: none"> ●  Cow → Milk ●  Hen → Eggs ●  Sheep → Wool ●  Bee → Honey <p>https://youtube.com/watch?v=5iE1OjTwvJo&feature=shared</p>	<p>Learners will be able to:</p> <ul style="list-style-type: none"> ● Observe parts of a plant. ● Develop curiosity about nature. ● Identify the things that we get from plants. ● Describe uses of plants. ● Tell animals give us food and useful materials. ● Understand animals help us in work like carry load & transport. <p>Classify animals into different categories.</p>
NOVEMBER	17	UNIT -6 CHAPTER 11 AIR AND WATER	<p>Uses of air .</p> <ul style="list-style-type: none"> ● Properties of air. 	<p>WOW activity: Painting with vegetables.</p> <ul style="list-style-type: none"> ● Singing Rhymes related to water and air. 	<p>Learners will be able to:</p>

		CHAPTER 12 SEASONS IN INDIA	<ul style="list-style-type: none"> • Sources and uses of water. • Importance of water. <p>Different types of Seasons.</p> <ul style="list-style-type: none"> • Things we use in different seasons. • Food we eat in different seasons 	<ul style="list-style-type: none"> • Children show the vessels they use to store water at homes. Which vessel holds more or less water? <p>https://youtube.com/watch?v=X9G5HpCDRxo&feature=shared</p> <ul style="list-style-type: none"> • Air is needed for breathing and burning. • https://youtube.com/watch?v=caqGFdCORfk&feature=shared • Draw your favourite seasons and speak 2-3 lines on it. • Draw or paste pictures of clothes worn in different seasons. • WoW activity How do I sense seasons in India. • https://youtube.com/watch?v=9bIGIWKrkRg&feature=shared 	<ul style="list-style-type: none"> • Identify air and water and know where we get them from. • Tell the uses of air and water in our daily life. • Describe why air and water are important for all living things. <p>Learners will be able to</p> <ul style="list-style-type: none"> • Learn different types of seasons. • Different type of food they eat in different seasons. • Connect type of clothes we wear in different seasons.
DECEMBER	20	UNIT -8 CHAPTER 15 GAMES WE PLAY UNIT-6 MY PLANET CHAPTER -13 THE EARTH AND THE SKY	<ul style="list-style-type: none"> • Importance of games. • Classification of games indoor/ outdoor <ul style="list-style-type: none"> • Earth is a unique planet. • Resources on Earth • Division of Earth in land and water form • The sky- Day Sky & 	<ul style="list-style-type: none"> • Picture cards of different games will be shown -Children will name and classify it as indoor/outdoor games. • Discussion on different games they play with their friends and family. • https://youtu.be/Dkhp_P50GMQ?si=2PMdED7xEF3gualy <p>Draw a solar system in the notebook and mark planet earth.</p> <ul style="list-style-type: none"> • Draw the picture of day sky and night sky in the notebook. <p>(Art integrated learning)</p>	<p>Learners will be able to</p> <ul style="list-style-type: none"> • Distinguish between indoor and outdoor game. • Develop social skills and improve motor skills. • Understand the importance of games. <ul style="list-style-type: none"> • IdentifyThe Earth as a place where we live. • Recognise the sky and objects in it.

			Night Sky	<ul style="list-style-type: none"> • https://youtu.be/kPuAbCA77o0?feature=share d 	<ul style="list-style-type: none"> • Differentiate between day and night sky . <p>Understand the importance of the sun.</p>
JANUARY	15	UNIT -7 CHAPTER -14 HOW DO WE TRAVEL	<ul style="list-style-type: none"> • What are vehicles • Modes of transport. • Wheels of different transport • Why we need to travel 	<ul style="list-style-type: none"> • Children will be asked to list out different vehicles they see when they come to school. • Draw the vehicles with different number of wheels in it in the notebook. • Making a model of train using matchbox, car & bus from unused cardboard boxes.(Toy integrated learning) <p>https://www.youtube.com/watch?v=rPL4B1</p>	<ul style="list-style-type: none"> • Know the means of transport. • Classify types of transport. • Different vehicles with different wheels.
FEBRUARY	20	RECAPITULATION OF CHAPTERS	<p>Visual expressions Activity</p> <ul style="list-style-type: none"> • Based on chapters of term • Recapitulation of chapters 7-15 • Revision 	<ul style="list-style-type: none"> • Drawing skill will be assessed by giving certain topics. • Activity worksheet will be provided to assess the conceptual learning. 	<p>Learners will be able to</p> <ul style="list-style-type: none"> • Label simple diagrams correctly • Develop the drawing skills. • Understand the concepts. • Identify and recall key concepts learned in the chapters.
MARCH	20	Sample Paper-2	Competency based questions given in the book.		

GK CLASS-I**SESSION:2026-27**

MONTH	NO OF WOKING DAYS	TOPIC/LESSON	SUB-TOPIC	ACTIVITIES	LEARNING OUTCOMES
APRIL	18	1. All About Myself 2. Language and Literature	<ul style="list-style-type: none"> • Everything about myself • Rhyme time • In the fairy land • Making new words • Fun with words. 	<ul style="list-style-type: none"> • Recite poems with titles. • Worksheet on new words. • Story time & of fairies. 	<ul style="list-style-type: none"> • Knowledge of making new words and fun with various rhymes. • Learning various fairytales.
MAY	10	3. Games and Sports	<ul style="list-style-type: none"> • Indoor games • Playing games • Sports Heroes 	<ul style="list-style-type: none"> • Paste pictures of 5 sports stars with their sports. • Discussion on the importance of playing games. 	<ul style="list-style-type: none"> • Knowledge of indoor and outdoor games. Knowledge of sports heroes and players.
JULY	23	4. Entertainment 5. The Green Kingdom	<ul style="list-style-type: none"> • Cartoon Network • The sound of music • Celebrities • Sweet and healthy • Fresh vegetables 	<ul style="list-style-type: none"> • Speak on a favourite personality with appropriate attire. • Paste 5 fruits and vegetables and name them. 	<ul style="list-style-type: none"> • Knowledge of cartoon characters and titles. • Identify various musical instruments and Bollywood actors. • Knowledge of healthy vegetables, fruits, and different flowers.
AUGUST	19	6. Our India Nation:	<ul style="list-style-type: none"> • Our national leaders • Our national festivals • Historical places • Time to celebrate • Place of worship 	<ul style="list-style-type: none"> • Draw and colour the National Flag. • Draw or paste national symbols. 	<ul style="list-style-type: none"> • Knowledge of the National Flag and national symbols. • Knowledge of famous personalities, national and religious festivals.
SEPTEMBER	20	7. Animal World	<ul style="list-style-type: none"> • Domestic animals • Wild animals • Some more animals • Animal babies • Birds • Home sweet home • Animal talk • Creepy Crawlies 	<ul style="list-style-type: none"> • Make an animal card. • Place animal figures in a "jungle" on the cork board. • Paste 5 animals with their young ones and homes. 	<ul style="list-style-type: none"> • Learning about domestic, farm, and wild animals. • Knowledge of different birds, animal babies (young ones), and their homes.
OCTOBER	17	8. Body Parts	<ul style="list-style-type: none"> • Our body-1 • Our body-2 • Going places 	<ul style="list-style-type: none"> • Make placards of body parts and speak on them. 	<ul style="list-style-type: none"> • Knowledge of our body parts. Understanding modes of transport and gadgets that make life easy.

MONTH	NO OF WOKING DAYS	TOPIC/LESSON	SUB-TOPIC	ACTIVITIES	LEARNING OUTCOMES
		9. Transportation and Communication	<ul style="list-style-type: none"> • Making life easy 	<ul style="list-style-type: none"> • Write 3-4 lines about a favourite gadget and paste its picture. 	
NOVEMBER	17	10. Weather and Seasons 11. Miscellaneous	<ul style="list-style-type: none"> • Up in the sky • Sunny or rainy • The colourful world • In the bedroom • Where do they belong 	<ul style="list-style-type: none"> • Draw pictures and write names of different seasons with the clothes worn. 	<ul style="list-style-type: none"> • Knowledge of different weathers and seasons. • Knowledge of items found in the bedroom and furniture belonging to different rooms.
DECEMBER	20	12. Miscellaneous (Cont.)	<ul style="list-style-type: none"> • They help us • Good habits Bad Habits • Great initiatives • Political leaders of India 	<ul style="list-style-type: none"> • Discussion on "Clean India and Green India." 	<ul style="list-style-type: none"> • Learning good habits and moral values. Knowledge of people who help us and great initiatives.
JANUARY	15	13. Miscellaneous (Cont.)	<ul style="list-style-type: none"> • Find what is missing • Days of the week • Months of the year • I do belong here • The number game • Materials • Pairs 	<ul style="list-style-type: none"> • Give slogans on how to remove pollution. • Make a collage of things made of different materials. 	<ul style="list-style-type: none"> • Knowledge of days of the week and months of the year. • Knowledge of things made of different materials.
FEBRUARY	20	14. Rapid Fire	<ul style="list-style-type: none"> • Rapid Fire-1 • Rapid Fire-2 • Rapid Fire-3 	<ul style="list-style-type: none"> • Draw a rainbow with name of colours. Draw a traffic light and explain the significance of colours. 	<ul style="list-style-type: none"> • Knowledge of pairing items used in daily life. • Revision of all topics via Rapid Fire sets and "Me too Crorepati."
MARCH	20	Revision	<ul style="list-style-type: none"> • Set-1 • Set-2 • Set-3 • Set-4 • Set-5 	<ul style="list-style-type: none"> • Revisionary worksheets. 	<ul style="list-style-type: none"> • Consolidation of the topics done throughout the year.

COMPUTER SYLLABUS CLASS 1
(BOOK-CODEGPT CLASS 1 VERSION 4.0 BY ORANGE EDUCATION PVT. LTD.)
COMPUTERS AT JUNIOR LEVEL FOCUSES ON FINE-MUSCLE DEVELOPMENT

MONTH	NO. OF WORKING DAYS	TOPIC/LESSON	SUB-TOPIC	ACTIVITIES	LEARNING OUTCOMES
APRIL	17	L-1 Computer - A Smart Machine	<ul style="list-style-type: none"> • Natural & Human-Made Things. • Machine. • Computer- A Smart Machine. 	Identification of different types of machines which children see inside or outside their house.	General Awareness about natural & man-made things. Different types of machines we see around.
MAY	10	L-2 Uses of a computer.	<ul style="list-style-type: none"> • Computer-A Useful Machine. • Places where Computers are used. 	Computer- Where we see & how we use.	Computer-Places and vocabulary related to uses.
JULY	22	L-3 Parts of Computer	<ul style="list-style-type: none"> • Main Parts of Computer. • Other parts of a computer. • Input and Output devices 	Part identification. Understanding use of parts.	Part names and their uses.
AUGUST	19	L-4 The Keyboard and the Mouse	<ul style="list-style-type: none"> • What is Keyboard. • Keyboard keys. 	Recognition of keys. Introduction to text program.	Fine - muscle movement. Technical languages related to use of keys.
SEPTEMBER	21	L-4 The Keyboard and the Mouse	<ul style="list-style-type: none"> • Mouse holding. • Mouse actions. 	Recognition of mouse buttons. Performing various mouse clicks	Fine - muscle movement. Technical languages related to use of keys.
OCTOBER	19	L-5 Tux Paint	<ul style="list-style-type: none"> • Starting & Closing Tux Paint. • Parts of Tux Paint Window. 	Introduction to a drawing Program.	Fine - muscle movement. Technical languages related to use of keys.

NOVEMBER	18	L-5 Tux Paint	<ul style="list-style-type: none"> Tools of Tux Paint Starting a new drawing. 	Drawing of various pictures using different tools.	Creativity enhancement & Fine - muscle movement. Technical languages related to use of keys.
DECEMBER	20	L-6 Reasoning and Critical Thinking	<ul style="list-style-type: none"> Shapes Pattern Word Search 	Introduction to Patterns Use of shapes, numbers, alphabets in pattern Puzzle solving	Shapes names. Puzzle related terms.
JANUARY	14	L-8 Introduction of Artificial Intelligence	<ul style="list-style-type: none"> Natural and Artificial Intelligence 	Natural and Artificial Things	General Awareness about AI, Identification of Toys operated with AI.
FEBRUARY	20	REVISION	<ul style="list-style-type: none"> REVISION 		
MARCH	11	REVISION	<ul style="list-style-type: none"> REVISION 		

CLASS – 1ST ART SYLLABUS 2026 -2027

MONTH	NO. OF WORKING DAYS	TOPIC/LESSON	SUB-TOPIC	ACTIVITIES	LEARNING OUTCOMES
APRIL	18	Drawing and Colouring	Basic Shapes colouring, [pg no 1,,5, 6, 31,33]	<ul style="list-style-type: none"> • Colour simple pictures • Practice crayon filling 	<ul style="list-style-type: none"> • Develop fine motor skills • पहचान of basic colours • Improve colouring control
MAY	10	Understanding Colours & Happy Shapes	Colour recognition, shapes, (Pg no. 8, 11, 23, 19)	<ul style="list-style-type: none"> • Identify colours • Draw and colour shapes 	<ul style="list-style-type: none"> • Recognize primary colours • Identify shapes
JULY	23	Nature Drawing	Simple Scenery Drawing, [Pg no. 12, 16, 18 ,52]	<ul style="list-style-type: none"> • Students draw a simple garden or park scene • Colouring activity using crayons (green for grass, blue for sky, etc.) 	<ul style="list-style-type: none"> • identify elements of nature • Students will improve colouring skills
AUGUST	19	Occasion Drawing	Independence Day & Raksha Bandhan (Pg. 47, 50, 52)	<ul style="list-style-type: none"> • Draw national flag • Make Rakhi design 	<ul style="list-style-type: none"> • Cultural awareness • Creative expression • Understand Festival
SEPTEMBER	20	Fun Activity	Paper Craft , (Pg. 48, 44) , Submission	<ul style="list-style-type: none"> • Paper Folding [Fan ,Fish ,Boat etc.] 	<ul style="list-style-type: none"> • Improve Creativity imagination • Build confidence and Participation
OCTOBER	17	Animal Drawing	Drawing Basic Animal Shapes [wild & Domestic Animal]	<ul style="list-style-type: none"> • Colour Animals Using Crayons 	<ul style="list-style-type: none"> • Identify Domestic and Wild Animals • Express ideas through Drawing
NOVEMBER	17	Festival Theme	Diwali / Festival art (Pg no..34, 35, 36, 51)	<ul style="list-style-type: none"> • Draw diya and decorations 	<ul style="list-style-type: none"> • Festival awareness • Creativity development
DECEMBER	20	Pattern Drawing & Yummy Christmas Treat	Line and Patterns [zig-zag, dots, waves] Christmas Sweets [Cake, Cookies etc.]	<ul style="list-style-type: none"> • Fill Shapes with Patterns • Encourage Imagination 	<ul style="list-style-type: none"> • Identify and draw Simple Patterns. • Use Colours Creatively.
JANUARY	15	Winter Occasion Season	Winter Nature, Pg no. 45,41,39	<ul style="list-style-type: none"> • Draw Simple Shapes • Cotton Pasting for Snow Effect 	<ul style="list-style-type: none"> • Identify winter Season and its Features
FEBRUARY	20	Garden Drawing with Characters	Understanding Composition Foreground and Background [Simple idea]	<ul style="list-style-type: none"> • Encourage Imagination 	<ul style="list-style-type: none"> • Add Characters Meaningfully • Placement of Objects • Neatness and Colouring
MARCH	20	Creative Activities	Hand Printing & Holi Drawing [Pg no. 13,17 , 25, 28]	<ul style="list-style-type: none"> • Hand Painting Technique [thump , leaves impression etc]. • Use Bright Festive Colours 	<ul style="list-style-type: none"> • Understand Hand Printing Technique . • Neatness and Effort

MUSIC SYLLABUS FOR CLASS 1 (SESSION 2026–27)

Month	No. of Working Days	Topic/Lesson	Sub-topic	Activities	Learning Outcomes
April	18	National Anthem	Introduction to the National Anthem	Vocal Coaching: Guided listening and vocal practice with posture and rhythmic clapping	Sing correctly with discipline and patriotism: To instill a sense of national identity and respect through disciplined choral singing.
May	10	Mantra	Gayatri Mantra	Diction & Breath: Focused recitation of the lyrics to emphasize clarity and breath control.	Improved focus, calmness, correct chanting: To foster mental tranquility, focus and a meditative state through sacred sound.
July	23	Patriotic Song & Taal	Vande Mataram, Dadra & Kehrwa	Rhythmic Foundation: Practicing hand-claps (<i>Taali</i>) and waves (<i>Khali</i>) to identify 6 and 8 beat cycles.	Understand rhythm and sing confidently: To develop rhythmic precision and the ability to maintain steady tempo (<i>Laya</i>) and beats.
August	19	Devotional Song	Krishna Bhajan	Expressive Singing: Exploring <i>Bhava</i> (emotion) through melodic storytelling.	Express devotion and melody: To nurture emotional intelligence and a sense of inner peace and happiness.
September	20	Motivational Song	Ye Waqt Na Thahra Hai	Ensemble Performance: Group singing sessions focused on dynamic expression and tempo variations.	Build confidence and positivity: To empower students with confidence and a positive, resilient mindset through lyrical reinforcement.

October	17	School Prayer Song	All Things Bright and Beautiful	Choral Harmony: Learning to sing in unison with attention to soft vocal textures.	Unity, discipline, humility: To cultivate a sense of gratitude, humility, and appreciation for the natural world.
November	20	Festival Song	Diwali Song	Cultural Immersion: Incorporating rhythmic movements and seasonal celebratory songs.	Cultural awareness: To deepen the understanding of India's rich cultural heritage and festive traditions.
December	20	Christmas Carol	Jingle Bells	Rhythmic Phrasing: Practicing upbeat, staccato vocal patterns typical of festive carols.	Joyful singing and coordination: To encourage joy, social bonding, and energy rejuvenation through light-hearted music.
January	15	Patriotic Song	Saare Jahan Se Achha	Community Singing: Collective vocal rendering to emphasize unity and social harmony.	Patriotism and clarity: To reinforce the values of patriotism and unity in diversity within the student body
February	20	Saraswati Mantra	Mantra Chanting	Articulatory Practice: Precise chanting focusing on the linguistic and musical phonetics of the mantra.	Focus and respect for learning: To refine concentration and cultivate a respectful, humble approach toward learning and the arts
March	20	Revision	Cumulative Review	Assessment & Showcase: Reviewing all Taals and songs learned throughout the academic session.	Confidence and retention: To ensure long-term retention of musical concepts and performance readiness.

Class 1 - PT SYLLABUS

MONTH	NO. OF WORKING DAYS	TOPIC/LESSON	SUB-TOPIC	ACTIVITIES	LEARNING OUTCOMES
APRIL	18	Introduction to PT	Importance of exercise and warm-up	Jogging, stretching and fun talk,	Importance of exercise, discipline
MAY	10	Basic Drill	Standing line, Attention and stand at ease	Formation of proper line and coordination	Discipline and formation
JULY	23	Mass PT	PT Drills	Free hand exercises	Coordination with team
AUGUST	19	Races	Flat races and Fun Races	50 m race and fun races	Speed and agility
SEPTEMBER	20	Indigenous Games	Indigenous Games	1 leg hopping, dog and the bone	Strength, alertness and coordination
OCTOBER	17	Recreational Activities	Animal walk, throwing and catching	Animal walk, throwing and catching	Imagination & body control
NOVEMBER	17	Yoga	Balancing & Mantras	Vrikshasana, Tadasana, Garudasana, Veerbhadradasana & Mantras	Concentration and better focus, Strength & development
DECEMBER	20	Mass PT	PT Drills	Free hand exercises	Coordination with team
JANUARY	15	Races	Flat races and Fun Races	50 m race and fun races	Speed and agility
FEBRUARY	20	Fun Games	Passing the ball, Fire in the mountain, cone activities	Passing the ball, Fire in the mountain, cone activities	Coordination, fun and team work
MARCH	20	Yoga	Relaxation and breathing practices	Guided full body relaxation and breathing practices on counts	Relaxation and energy balancing

DANCE SYLLABUS FOR CLASS 1 (SESSION 2026–27)

Month	No. of Working Days	Topic/Lesson	Sub-topic	Activities	Learning Outcomes
April	18	Basic Dance Movements	Body coordination, expressions	Simple steps on Bum Bum Bole Hand & leg coordination	Improve balance Facial expressions Confidence
May	10	Devotional Dance	Mudras, expressions	Dance on Oh My Friend Ganesha Basic hand gestures	Cultural awareness Rhythm sense
July	23	Fun Dance	Rhythm & energy	Dance on Tukur Tukur Group practice	Energy & timing Team coordination
August	19	Patriotic Dance	National theme	Patriotic dance Flag formation	Patriotism Group discipline
September	20	Mythological Dance	Krishna theme	Krishna dance Actions (flute, makhan)	Storytelling Expressions
October	17	Bollywood Dance	Freestyle	Dance Ka Bhoot choreography	Creativity Confidence
November	17	Creative Dance	Acting + dance	Chote Chote Tamashe Expressions	Stage presence Creativity
December	20	Festival Dance	Props	Christmas dance Use props	Coordination Fun learning
January	15	Patriotic Dance	Formation	Republic Day dance Group formation	Discipline Teamwork
February	20	Expression Dance	Emotions	Itni Si Hassi dance Face practice	Grace Expressions
March	20	Final Performance	Full choreography	Galti Se Mistake performance	Confidence Overall improvement